



# Get set up

- 1 Go to the App Store (iPhone) or Google Play Store (Android)
- 2 Search for “Sciensus Intouch app” and tap Download
- 3 Once installed, open the app



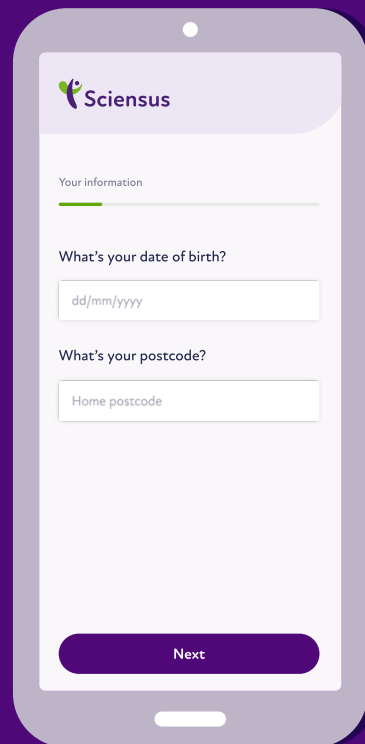
4

If it's the first time you are using the app, tap "Create account"



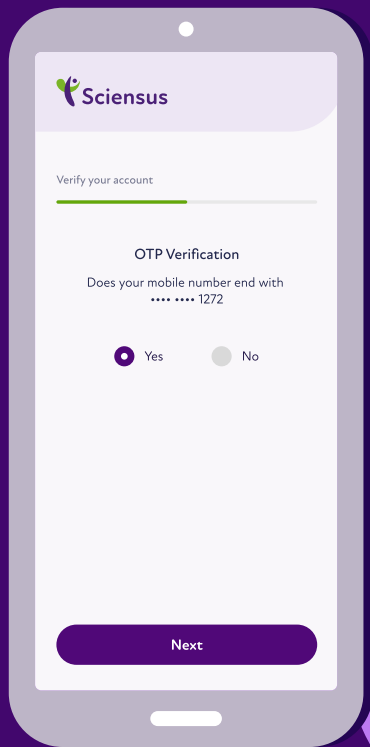
5

Type in your date of birth and postcode  
(This helps us verify your details with our records)

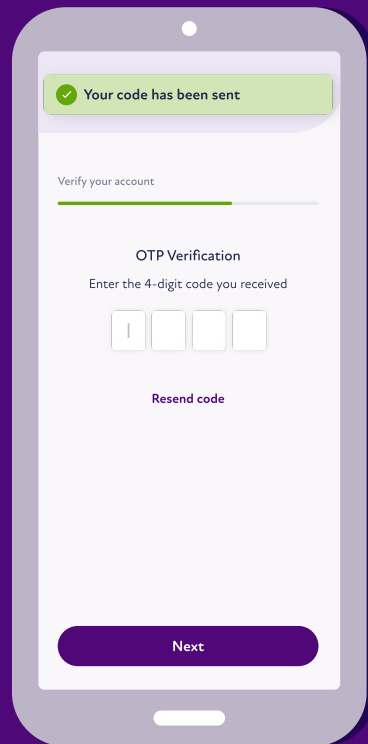


Your privacy comes first—we keep your data safe and secure.

- 6 You'll receive a One-Time Passcode (OTP).  
We'll send a 4-digit code by text message



- 7 Enter the code into the app.  
(This lets us check it's really you and keeps your info safe)



*If the code doesn't arrive in 1–2 minutes, tap "Resend Code"*

8

## Confirm your personal details

Sciensus

Your information

Are these your correct details?

Full name  
John Smith

Address  
5 Rivington St  
London  
E2 984

Mobile number  
+44 7 887 4368

Yes

No

9

## Enter your email address

Sciensus

Your email address

Enter your email address

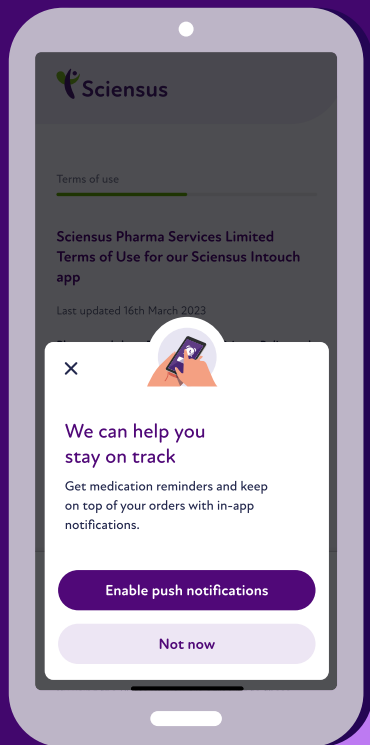
Email address

Confirm your email address

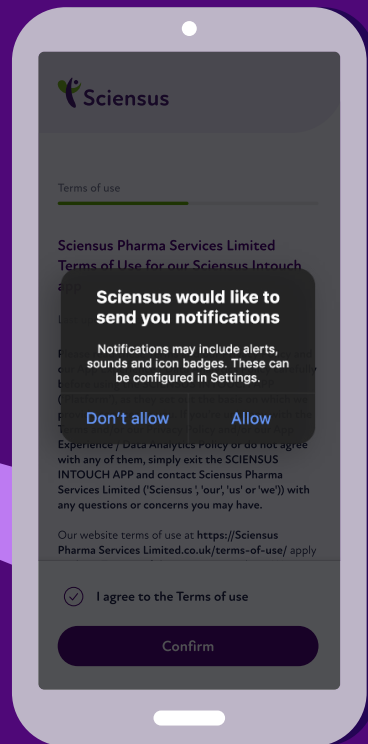
Email address

Next

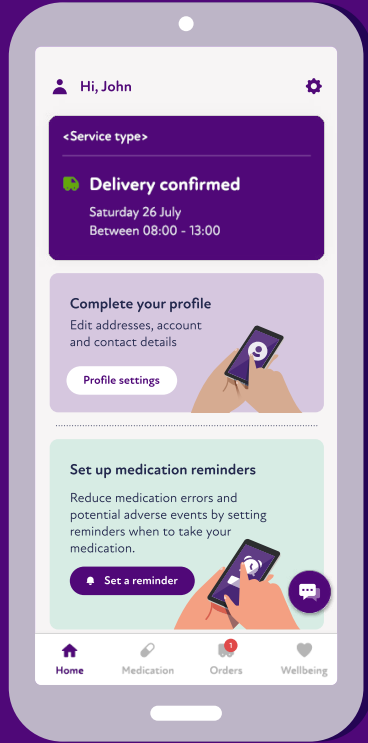
- 10 Receive helpful notifications such as medication reminders and when your prescription is ready



- 11 Please tap “Allow” to enable the notifications



- Read and accept the terms of service and privacy policy
- If anything doesn't look right, you can change it or call us for support



12

You are all set up and can arrange your first delivery if this has not already been done via a call.

Any future deliveries will also be available to arrange from this screen.

