

Sciensus | 2025

# Towards a Sustainable Future

An ambitious Carbon Reduction Plan compliant with PPN 06/21





## Contents


Introduction . . . . .	1
Our Approach . . . . .	2
Corporate Responsibility . . . . .	2
Our Carbon Reduction Targets . . . . .	3
Carbon Reduction Plan . . . . .	4
Commitment to Net Zero . . . . .	5
Baseline Emissions . . . . .	5
Emissions Breakdown. . . . .	6
Emissions Reduction Targets. . . . .	7
Completed Carbon Reduction Projects .	8
Future Carbon Reduction Projects . . . .	10
Additional Projects . . . . .	13
Sign off and Declaration . . . . .	14

## Introduction

The latest climate science indicates that the way we live is having a negative impact on our climate. The impacts of climate change are happening now. Forest fires and droughts are common, and scientists have documented evidence that sea levels are rising. There is a consensus that unless we change, the future looks uncertain in terms of social, environmental, and economic conditions. The Paris Agreement of 2015 established a global goal of limiting global temperature rise to well below 2°C above pre-industrial levels, and to pursue efforts to limit warming to 1.5°C. In 2018, the Intergovernmental Panel on Climate Change warned that if global warming continues at its current pace, we will exceed 1.5°C, which would have catastrophic impacts on the planet.

In 2019, the UK became the first major economy to pass a Net Zero emissions law, meaning the UK government is legally required to reach Net Zero emissions by 2050. When the UK government published its procurement policy notice 06/21 (PPN 06/21), it was clear that businesses should focus on building back the economy in a sustainable fashion. Furthermore, PPN 06/21 requires any company bidding for government contracts to have a Net Zero goal and have a carbon reduction plan in place.

“ The time is now to ensure that we are a sustainable business. We are committed to Net Zero and reducing our Carbon footprint from all business activities. It is vital we live in a circular economy and where possible we will procure sustainable materials, increase recycling, and minimise waste. ”



Daniel Parkes

ESG Lead

## Our Approach

As a leading specialty pharmacy in Europe, Sciensus recognises the importance of integrating sustainability into every facet of our operations. Over our 30 years of service, we have been steadfast in supporting patients across the UK and Europe, facilitating their access to life-changing treatments from the comfort of their own homes. Now, we seize the opportunity to exemplify industry leadership by incorporating sustainability principles into our core business practices.

At Sciensus, we wish to generate a positive and enduring impact on the lives of our people, customers, and communities. As climate change emerges as the single most pressing global challenge, we acknowledge our responsibility to actively address it.

We aim to nurture our exceptional workforce, safeguard the environment in which we operate, and enhance the communities we serve. Through this comprehensive report, we wholeheartedly demonstrate our dedication to building a business that not only achieves commercial success but also leaves a positive and indelible imprint on the world.

We are focused on the most impactful and valuable areas and have thus set a goal to be Net Zero by 2045.

## Corporate Responsibility and Accountability

“HR plays an important role in delivering our ESG strategy and sustainability goals. Building relationships with social groups engages our employees with the organisations aim and the communities that we serve.

We align our recruitment and development practices with our ESG strategy and provide the tools to support our commitment to Net Zero and reducing our Carbon footprint, attracting more applicants, and retaining colleagues who engage with our sustainability targets, supporting them through ongoing training and development to provide the knowledge, skills and behaviours required to achieve our goals.” – Jackie Reeves - Human Resources Director

Sciensus is on a journey to create a sustainable future and we want to ensure that journey is transparent, credible, impactful, and measurable. To ensure we achieve our aims, we partnered with carbon consultancy Enistic who calculates and tracks our carbon emissions in accordance with the GHG protocol.



# Our Carbon Reduction Targets

We want to generate a positive impact on the lives of our people, customers, and communities. We are taking responsibility as a leading Pharma Services business to actively address climate change. Our goal is to be Net Zero by 2045.


# 2045

All our emissions reductions will be primarily achieved through ambitious carbon reduction projects and offsetting carbon emissions will only be considered in cases of unavoidable emissions. Sciensus will work with its partners to establish a yearly emission reduction target and this KPI will be integrated into our reporting system to ensure annual targets are met.

## Emissions Categories

Currently, we measure all our scope 1 and scope 2 emissions following the GHG protocol, and we measure a subset of scope 3 emissions (PPN 06/21 requirement) following the Corporate Value Chain Scope 3 Standard.

GHG Scope	Emissions sources
Scope 1	Direct emissions resulting from sources that are owned and controlled by Sciensus
Scope 2	Indirect emissions from purchase of electricity and onsite EV charging
Scope 3	Indirect emissions from other sources not included in Scope 1 and 2 categories



# Sciensus Carbon Reduction Plan - in accordance with requirements for PPN 06/21



# Commitment to Net Zero

Sciensus is committing to becoming Net Zero by 2045. Our carbon reduction goals align with the IPCC’s carbon reduction roadmap.

This report sets out a Net Zero roadmap, detailing the strategies we have put in place to achieve this goal.

## Baseline Emissions

Baseline emissions are a record of the greenhouse gases that have been produced in the past before introducing any strategies to reduce emissions and are the reference point against which emission reductions can be measured.

2022/2023 was the first year where we had a complete GHG inventory, required for PPN 06/21 compliance. Reasonable assumptions are made in calculating the Scope 3 emissions for this period. In the table below, the previous period refers to 2023/2024 and the current reporting period is 2024/2025.

Emissions	Total tCO2e for baseline period	Total tCO2e for previous period	Total tCO2e for reporting period	% change baseline and reporting period
Scope 1	6,842	5,545	5,144	-25%
Scope 2	713	596	707	-1%
Scope 3 (Including Sources)	149	2,033	2,183	1365% (additional data reported)
<b>Total Emissions</b>	<b>7,704</b>	<b>8,174</b>	<b>8,034</b>	<b>4%</b>

## Baseline Emissions Assumptions

Sciensus did not monitor their upstream and downstream transportation and distribution in the baseline period.

Additionally, we were unable to collate commuting and working-from-home data as we are working on the best way to implement an employee survey; we plan to have this in the near future.



# Emissions Breakdown

Scope 1	Total tCO2e for baseline period	Total tCO2e for previous period	Total tCO2e for reporting period	% change baseline and reporting period
1: Gas	49	56	109	122%
1: Aircon	60	-	-	N/A
1: Company-Leased/Company-Owned Vehicles	6,734	5,489	5,035	-25%
<b>Total Emissions Scope 1</b>	<b>6,842</b>	<b>5,545</b>	<b>5,144</b>	<b>-25%</b>

Scope 2	Total tCO2e for baseline period	Total tCO2e for previous period	Total tCO2e for reporting period	% change baseline and reporting period
2: Energy – Electricity	710	593	705	-16%
2: Electricity for EV's	3	3	1.4	-53%
<b>Total Emissions Scope 2</b>	<b>713</b>	<b>596</b>	<b>707</b>	<b>-1%</b>

Scope 3	Total tCO2e for baseline period	Total tCO2e for previous period	Total tCO2e for reporting period	% change baseline and reporting period
3.03 Fuel and Energy related activities	-	1,705	1,795	-
3.04: Deliveries (Upstream)	14	93	196	1,300% *
3.05: Waste generated in operations	6	6	6	-
3.06: Business Travel	129	199	178	38%
3.07: Commuting and Home-working	-	-	-	-
3.09: Deliveries (Downstream)	-	29	8	-
<b>Total Emissions Scope 3</b>	<b>149</b>	<b>2,033</b>	<b>2,183</b>	<b>1,365% *</b>


(\*) more data collected.



# Emission Reduction Targets

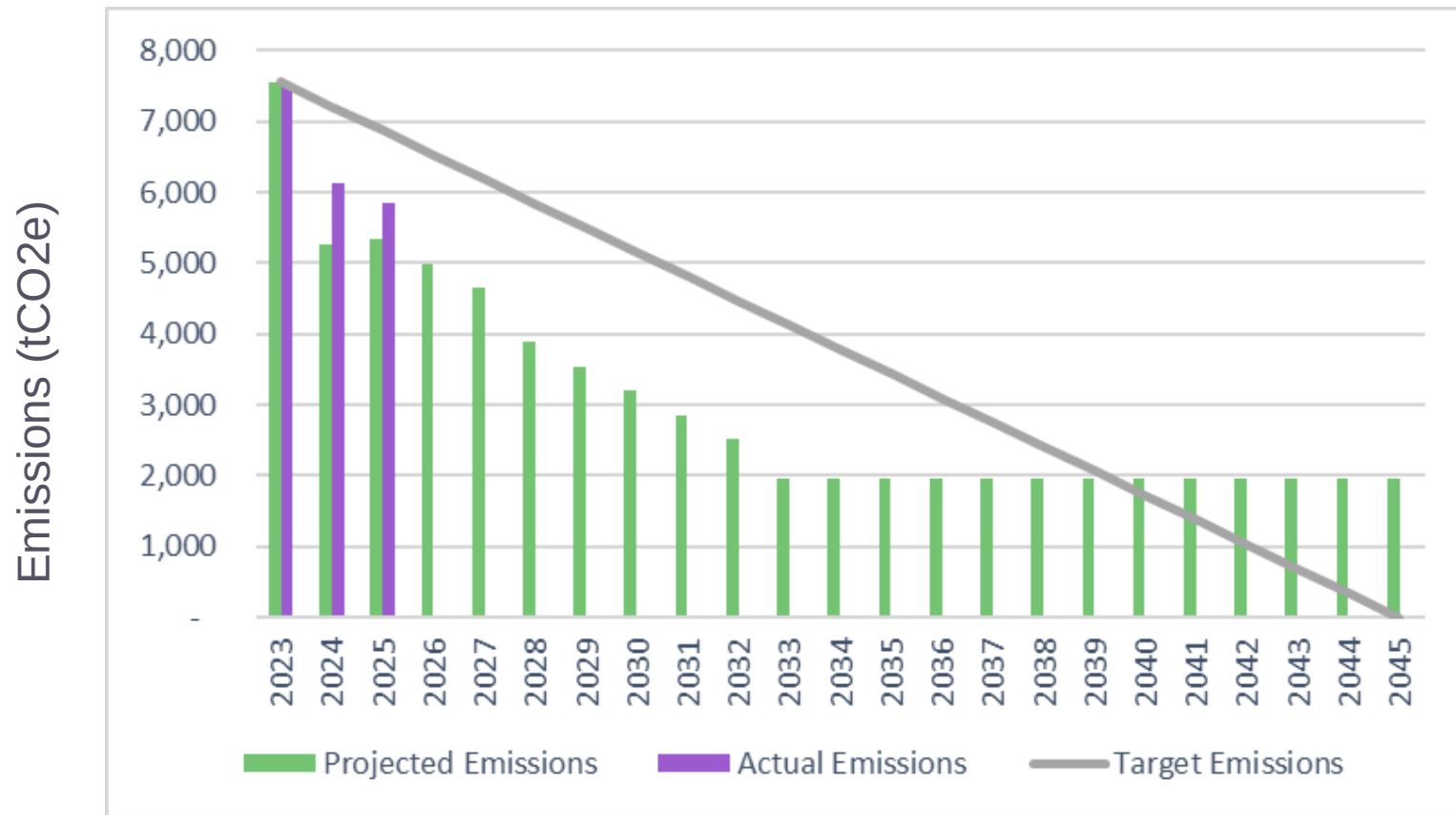
To continue our progress towards Net Zero we have developed a target to reach Net Zero by 2045.

The graphs to the right and below depict our progress towards this goal. Starting in our baseline year (2022-2023), the projected bar shows our potential emissions as we have introduced carbon reduction projects. The line shows our target carbon emissions based on our 2045 Net Zero target and the purple bar shows our actual emissions so far. As we have started to measure further scope 3 emissions since our base year, there has been an increase against projected emissions, but reduction projects are in place to continue to reduce our overall emissions.

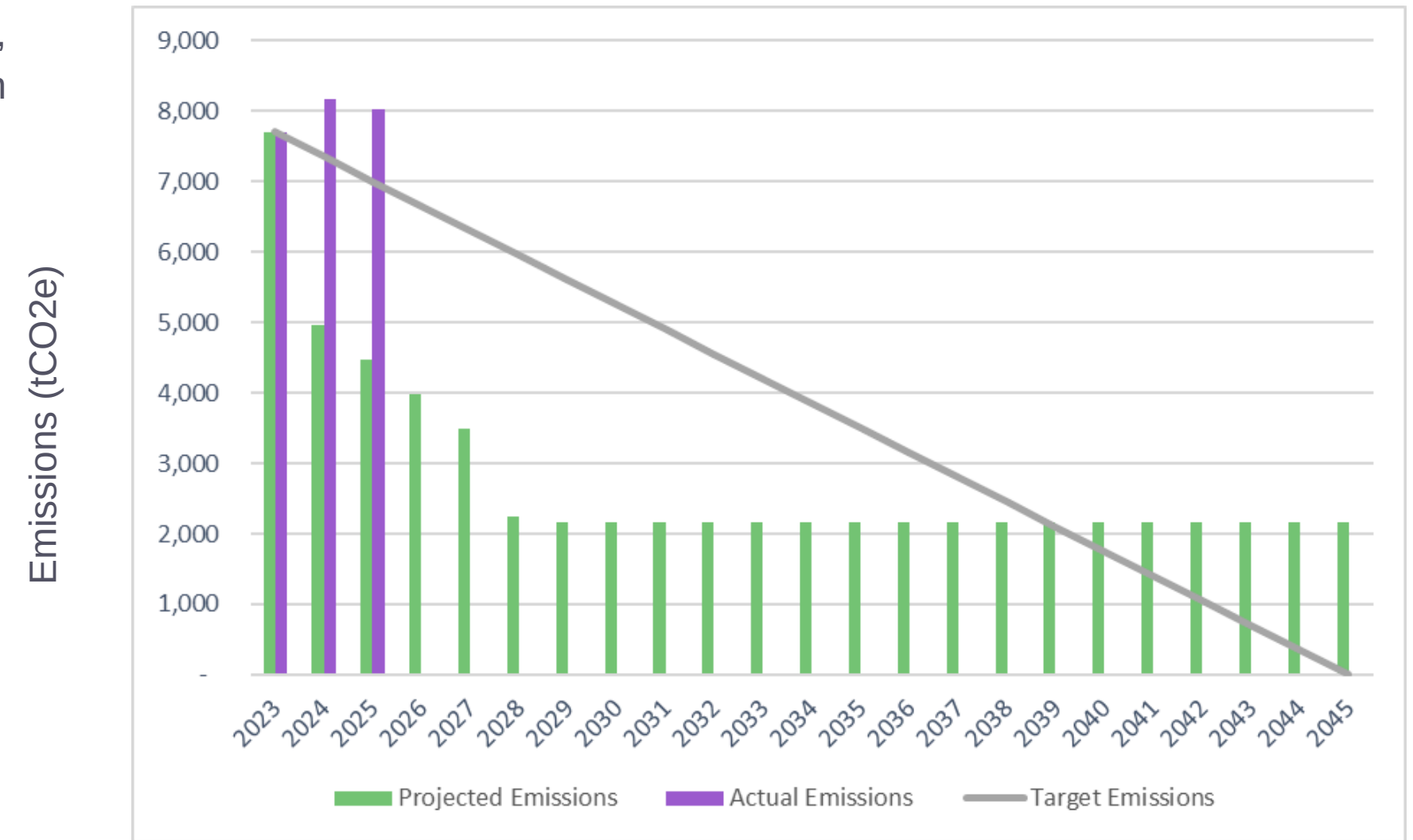


## Scope 1, 2 and 3 Net Zero Graph: Target Vs Projected

## Scope 1 and 2 Net Zero Graph: Target Vs Projected



Year	2023	2025	2027
Target	7,555	6,868	6,181
Actual	7,555	5,851	



Year	2023	2025	2027
Target	7,704	7,004	6,303
Actual	7,704	8,034	

# Completed Carbon Reduction Projects

The following environmental management measures and projects have been completed or implemented before the 2022/2023 baseline.

Sciensus regards the care of the environment as an integral part of running a responsible and successful business. As such, we seek to conduct our business activities in a way that reduces as much as is reasonably possible our direct and indirect impacts on the environment, while at the same time promoting practices that help to protect the environment and support sustainable development. In operations, we are committed to ensuring that due consideration is given to the impact our operations have on the environment at every level. We have environment-related objectives that are tracked and monitored and form part of every business case.

## Responsible sourcing

We are committed to sourcing equipment and resources responsibly. This means considering the environmental and social impacts of our procurement decisions. We strive to work with suppliers who align with our values and adhere to sustainable practices.

## Emission reduction

While some emissions are unavoidable, we make every effort to minimise their impact. We implement measures such as optimising transportation logistics and promoting responsible fuel consumption.

## Communication and shared responsibilities

We foster open and transparent communication with our operational teams to ensure a shared understanding of our environmental responsibilities. By engaging and involving our employees, we empower them to contribute to our sustainability efforts and make informed decisions.

## Transparency with stakeholders

We believe in maintaining transparent and open relationships with our customers and other stakeholders. We provide clear and accurate information about our environmental initiatives, progress, and challenges. By being transparent, we build trust and encourage collaboration towards shared sustainability goals.

## Electric vehicle options

We prioritise providing our clinical team and nurses with electric vehicle options. By offering a range of choices, including fully electric vehicles like the Nissan Leaf and MG4, we promote the adoption of sustainable transportation practices. Electric vehicles help reduce our indirect emissions and contribute to cleaner air quality.

## Increased percentage of waste recycled and energy recovery

By prioritising waste reduction and recycling, we have been able to divert approximately 90% of our waste from landfill, which has significantly reduced our environmental impact.

Our increased focus on recycling aligns with our core values of responsible resource management and environmental stewardship. By maximising the recovery of valuable materials through recycling, we are not only minimising the volume of waste sent to landfill but also conserving precious resources and reducing energy consumption.



# Completed Carbon Reduction Projects

The following environmental management measures and projects have been completed or implemented before the 2022/2023 baseline.

## Annual Target of 5% Improvement on MPG

The Lightfoot system, implemented in September 2022, has provided live driver feedback on efficient and environmentally friendly driving styles for every delivery van. This technology has allowed drivers to receive real-time information and suggestions to optimise their driving behavior, thereby improving fuel efficiency and reducing emissions.


In addition to the Lightfoot system, Sciensus has also employed a proactive approach by utilising field-based Driver Trainers. These trainers work directly with the delivery drivers to promote improved driving standards. By providing on-the-job coaching and guidance, the Driver Trainers help drivers adopt safe and efficient driving techniques.

As of May 2023, Sciensus maintains a ratio of 1 full-time Driver Trainer for every 67 Delivery Drivers. This ratio is considered industry best practice and ensures that there is adequate support and attention given to each driver.

## Replacement of fleet with next-generation vehicles

Sciensus are replacing 76 Mercedes Vito 2-litre diesel vans with less polluting Ford Connect 1.5-litre vans in Autumn 2023. This transition will result in several environmental benefits. Firstly, the new vans will improve their mileage per gallon (MPG) from 38.7 to 57.5, leading to increased fuel efficiency. Secondly, each van will reduce CO2 emissions by 6.41 tonnes per year, resulting in a total reduction of 487 tonnes annually for the entire fleet.

By September 2027, the 76 vans will have collectively reduced the Sciensus CO2 emissions by approximately 1,948 tonnes compared to the previous diesel-powered vans. This represents a substantial reduction in greenhouse gas emissions and a significant contribution to mitigating climate change.



# Future Carbon Reduction Projects

We aim to implement the following carbon reduction projects to reach our emission goals.

## Offsetting of Clinical Incineration

Waste To support our waste reduction and diversion to recycling we have invested in renewable energy projects and supporting initiatives aimed at combating climate change. We have effectively neutralised the environmental impact of our clinical waste incineration operations. We recognise that responsible waste management is a critical aspect of our operations, particularly in the healthcare sector.

## Solar Panel Installation

At our Fifth Avenue Site, we have successfully implemented a 243kW solar panel system, resulting in a substantial reduction of electricity emissions. Prior to the installation, the site's electricity emissions stood at 288 tonnes. However, with the incorporation of the solar panel system, these emissions have diminished to 242 tCO<sub>2</sub>e. This represents a commendable saving of 46 tCO<sub>2</sub>e for the next 10 years.

Furthermore, we are expanding our sustainable initiatives by incorporating solar panels at one of our warehouses, Featherstone. This expansion reflects our continued dedication to implementing renewable energy solutions across multiple sites, fostering a greener and more environmentally conscious operational framework.

## 10-Year Electric Vehicle Plan

As part of our long-term sustainability strategy, we have set a goal to transition our entire fleet of vans and cars to 100% electric vehicles (EVs) over the next 4 years. This will provide savings of 755 tCO<sub>2</sub>e.

Based on these assumptions, once the full transition is completed, we expect to achieve a substantial annual emission reduction of 3,020 tCO<sub>2</sub>e. This reduction can be attributed to the lower emissions associated with EVs compared to traditional internal combustion engine vehicles.

## Renewable Energy

While we understand that generating our own electricity is a vital step forward it won't be able to cover our entire energy usage, therefore, starting in 2024 we are committed to adopting renewable energy across all of our sites. This has the potential to save 544 tCO<sub>2</sub>e annually.



# Future Carbon Reduction Projects

We aim to implement the following carbon reduction projects to reach our emission goals.

**Sciensus Suppliers**

In addition to our internal operations, we recognise the significance of engaging with our suppliers to drive sustainability throughout our supply chain. As part of our contractual agreements, Sciensus will actively collaborate with suppliers to encourage the establishment and pursuit of their own Net Zero targets. By fostering this collaborative approach, we aim to align our suppliers' environmental goals with our own sustainability objectives.

Furthermore, we are implementing a supplier profiling process to ensure that all new suppliers meet our sustainability criteria before selection. This profiling initiative allows us to evaluate potential suppliers based on their environmental performance, commitment to reducing carbon emissions, and adherence to sustainable practices. By carefully assessing and selecting suppliers who share our values and goals, we are fostering a supply chain that is actively contributing to our overall sustainability efforts.



**Van Mounted Solar Panels**

Sciensus has also continued the implementation of the van-mounted solar panel project, specifically powering the Thermo-king e200 electrical refrigeration units. This project, known as the Titan system, utilises solar energy to enhance the energy efficiency of the refrigeration units and improve the vans' mileage per gallon (MPG). Each van equipped with the Titan system is estimated to save approximately 120 kg of CO2 emissions per year. This sustainable approach not only reduces carbon emissions but also decreases reliance on traditional fuel sources.

**(HVO) Hydrogenated Vegetable Oil Trail**

Furthermore, Sciensus has planned to commence a trial of HVO. This is a renewable diesel alternative made from vegetable oils or animal fats. It has lower greenhouse gas emissions compared to conventional diesel and is considered a more sustainable fuel option. By exploring the use of HVO, the Sciensus aims to evaluate its performance, emissions reduction potential, and feasibility for wider adoption in its fleet.



# Future Carbon Reduction Projects

We aim to implement the following carbon reduction projects to reach our emission goals.


## Eco-Driving

As of May 2023, Sciensus have been providing our drivers with an eco-driving course. This has maintained a ratio of 1 full-time Driver Trainer for every 67 Delivery Drivers. This ratio is considered industry best practice and ensures that there is adequate support and attention given to each driver. The course specialised training program is designed to equip our drivers with the knowledge and skills necessary to adopt eco-friendly driving techniques. By implementing the techniques learned in this course, we anticipate an estimated saving of approximately 5%. This initiative not only contributes to our sustainability goals but also will reduce our emissions by 1,620 tCO<sub>2</sub>e.

## Replacement of fleet with next-generation vehicles

Sciensus replaced 76 Mercedes Vito 2-litre diesel vans with less polluting Ford Connect 1.5-litre vans in Autumn 2023. This transition will result in several environmental benefits. Firstly, the new vans are 20% more efficient, this will reduce each van's CO<sub>2</sub> emissions by 2.3 tonnes per year, resulting in a total reduction of 172 tCO<sub>2</sub>e annually for the entire fleet.

By September 2027, the 76 vans will have collectively reduced the Sciensus CO<sub>2</sub> emissions by approximately 688 tonnes compared to the previous diesel-powered vans. This represents a substantial reduction in greenhouse gas emissions and a significant contribution to mitigating climate change.



# Future Carbon Reduction Projects

We aim to implement the following carbon reduction projects to reach our emission goals.

## ULEZ and CAZ in Urban Areas

Sciensus will maintain compliance with all Ultra Low Emission Zones (ULEZ) and Clean Air Zones (CAZ) in urban areas. This signifies that the company's vans meet the required emission standards, ensuring they can operate within these restricted zones without incurring penalties or restrictions.

## PPE Waste Campaign

As part of our ongoing commitment to waste reduction, we have been actively engaging in a Clinical PPE waste campaign. This campaign is specifically designed to address and mitigate the significant waste generated from personal protective equipment (PPE) within clinical settings. By participating in this initiative, we aim to proactively reduce the amount of PPE waste and promote responsible disposal practices.

Through this campaign, we will implement strategies to optimise the use of PPE, ensuring that it is utilised only when necessary and in appropriate quantities. Additionally, we will explore innovative recycling and repurposing methods for PPE materials wherever feasible. By actively engaging with healthcare professionals and stakeholders, we will raise awareness about the importance of responsible PPE waste management and encourage the adoption of sustainable alternatives.

Our participation in the Clinical PPE waste campaign aligns with our broader waste reduction goals and underscores our commitment to promoting a more sustainable and environmentally conscious approach within our operations.



# Additional Projects

In addition to our carbon reduction projects, we have made significant efforts to address other environmental impacts. Here are some notable achievements:



## Reduction of 1.3 million Sheets of A4 Paper Used Annually

We have implemented initiatives to minimise paper consumption within our operations. Through redesigning, we have successfully reduced the usage of 1.3 million sheets of A4 paper. This reduction not only conserves valuable resources but also decreases waste generation.

## Swap from Plastic Bubble Wrap to Paper-Based

Recognising the environmental impact of single-use plastics, we have transitioned from plastic bubble wrap to more sustainable, paper-based alternatives for packaging. This switch reduces our reliance on plastic materials and promotes the use of recyclable or compostable packaging materials, minimising plastic waste and its associated environmental consequences.

## Switch from Polystyrene Cold Chain Boxes to Wool

We have prioritised the replacement of polystyrene cold chain boxes with wool alternatives. By making this switch, we have reduced the use of non-biodegradable and non-recyclable materials, significantly lowering our environmental footprint. Wool-based cold chain boxes are more sustainable and can be reused or recycled, thereby reducing waste generation and promoting circular economy principles.

# Declaration and Sign Off

This Carbon Reduction Plan has been completed in accordance with PPN 06/21 and associated guidance and reporting standard for Carbon Reduction Plans. Emissions have been reported and recorded in accordance with the published reporting standard for Carbon Reduction Plans and the GHG Reporting Protocol corporate standard and uses the appropriate Government emission conversion factors for greenhouse gas company reporting.

Scope 1 and Scope 2 emissions have been reported in accordance with the Streamlined Energy and Carbon Reporting (SECR) requirements, and the subset of Scope 3 emissions have been reported in accordance with the published standard for Carbon Reduction Plans and the Corporate Value Chain (Scope 3) Standard.

This Carbon Reduction Plan has been reviewed and signed off by the Board of Directors for Sciensus.

**Signed** *Gordon Cox*

**Position** Chief Operating Officer

**Date** 14th October 2025



Scienssus